



*100 stressful decisions
homeowners face when
renovating, and how
to avoid the stress.*





Welcome to PHASEZERO's Guide for Home Renovations

Home renovations can feel overwhelming, but we believe that with the right information, the process becomes a lot smoother. That's why we've created this guide: "100 Stressful Decisions Homeowners Face When Renovating, and How to Avoid the Stress." Whether you're planning a complete transformation or just a few updates, this guide provides solutions to help you navigate each step with ease and confidence.

We cover everything from setting a realistic budget, choosing the best materials, to making critical structural decisions that will impact your home for years to come. Our mission is to help you take control of your renovation by eliminating unnecessary stress and giving you the tools to make the right choices for your project.

This brochure outlines the most common challenges homeowners face, from flooring and lighting to plumbing and décor, along with expert tips on how to avoid the headaches that often come with them.

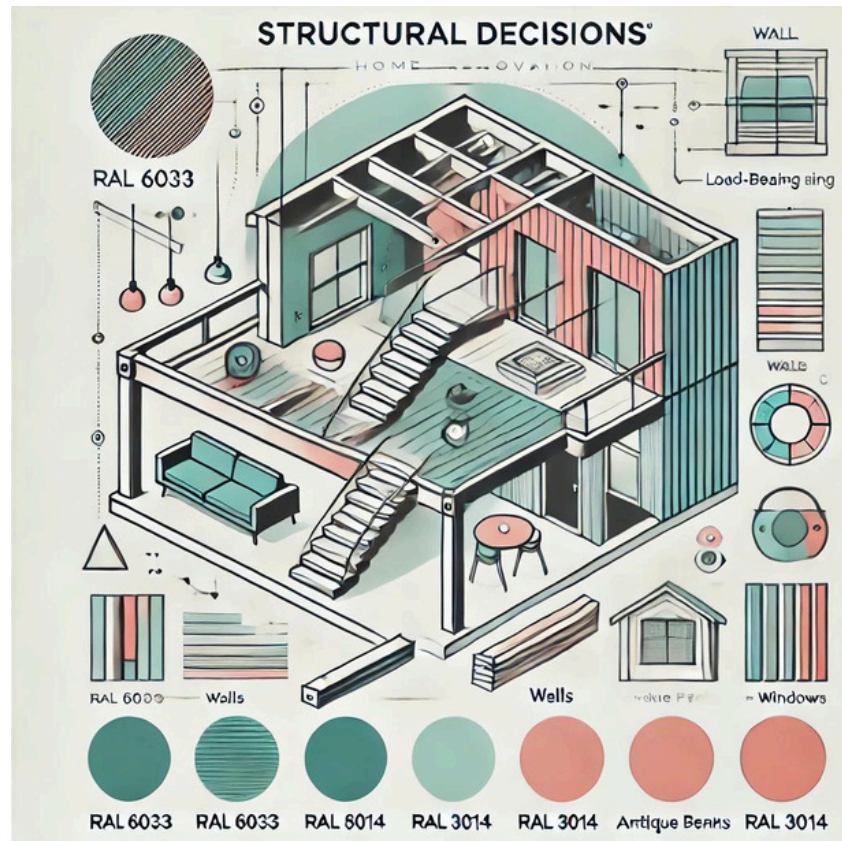
We hope this guide gives you the clarity you need to start your project with confidence.

Warm regards,

Lisa Gentile
Managing Director
PHASEZERO DESIGN
www.bd-phase-zero.co.uk
contact@bd-phase-zero.co.uk
02037937756 - 07449745698

THE- CON TENT

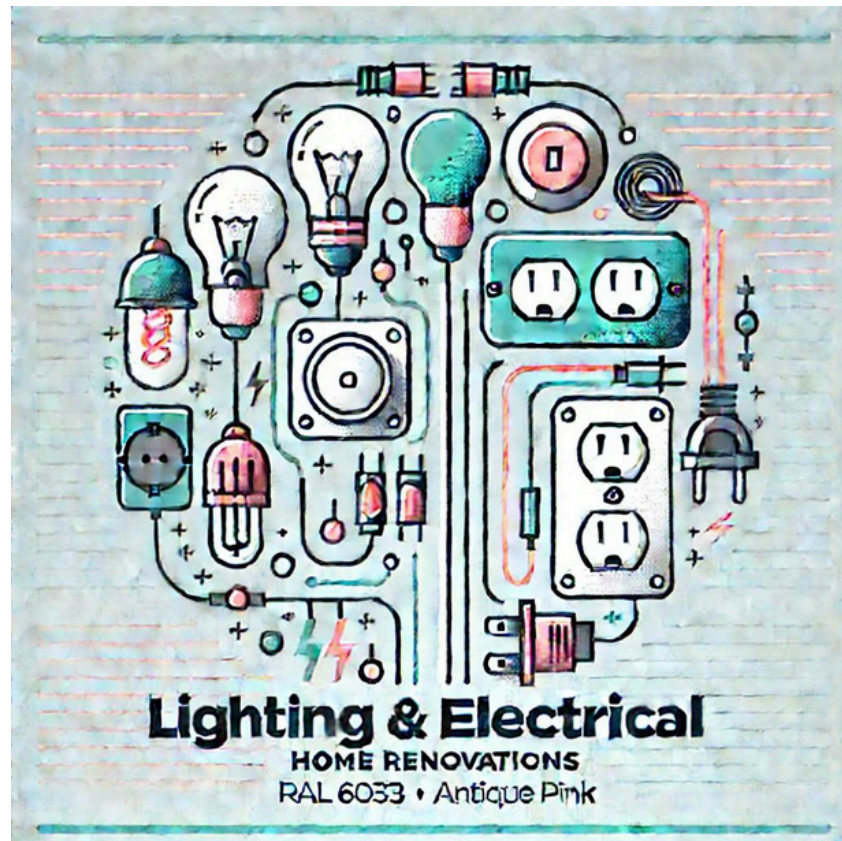
1. INITIAL CHAOS (1-10)
2. STRUCTURAL DECISIONS (11-20)
3. FLOORING HEADACHES (21-30)
4. LIGHTING NIGHTMARES (31-40)
5. KITCHEN DECISIONS (41-50)
6. BATHROOM BREAKDOWN (51-60)
7. PAINT PARALYSIS (61-70)
8. DOORS & WINDOWS (71-80)
9. PLUMBING & ELECTRICAL PUZZLES (81-90)
10. FURNITURE & DÉCOR DECISIONS (91-100)



11. Whether to knock down walls for an open plan.
12. Moving or relocating load-bearing walls.
13. Adjusting ceiling height—do you raise it or leave it?
14. Reconfiguring plumbing for new bathrooms or kitchens.
15. Deciding on the location of new electrical outlets.
16. Adding or enlarging windows for natural light.
17. Choosing between wood, steel, or other materials for structural changes.
18. Deciding on new room layouts—are they practical?
19. Whether to extend the house or stay within the current footprint.
20. Making sure structural changes don't exceed the building code.



21. Choosing between hardwood, laminate, tile, or vinyl flooring.
22. Deciding on a flooring pattern—herringbone, straight lay, etc.
23. Matching the flooring with the rest of the design.
24. Installing underfloor heating—should you or shouldn't you?
25. Budgeting for floor installation costs.
26. Choosing a floor colour that won't date.
27. Ensuring durability—scratch-resistant or waterproof?
28. Refinishing existing floors vs. installing new ones.
29. Deciding on transition strips between rooms with different floors.
30. Adding area rugs or leaving floors bare.



31. What type of lighting—pendant, recessed, track lighting, etc.?
32. The placement of each light—will you need an electrician to rewire?
33. Task lighting for kitchens, bathrooms, and offices.
34. Ambient lighting—does it create the right mood?
35. Installing dimmer switches—everywhere or just in certain rooms?
36. Choosing energy-efficient lighting—LED, halogen, or incandescent bulbs?
37. Adding accent lighting for artwork or architectural features.
38. Natural lighting—are your windows positioned for optimal daylight?
39. Deciding whether to add skylights for extra light.
40. Outdoor lighting—pathways, garden lights, or wall sconces?



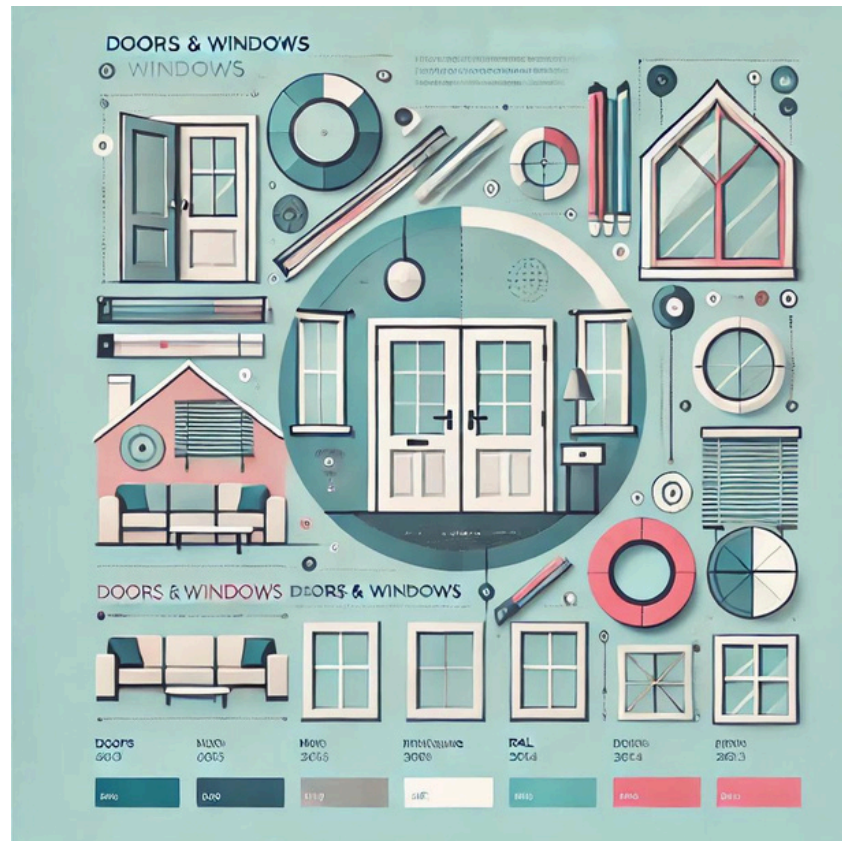
41. Choosing the layout—L-shape, U-shape, or galley?
42. Deciding on countertop material—quartz, granite, marble, or laminate?
43. Cabinets—stock, semi-custom, or fully custom?
44. Splashback material and design— tile, glass, or stone?
45. Kitchen island—how big? Does it overpower the space?
46. Appliances—stainless steel, black, or integrated?
47. Sink placement—undermount, farmhouse, or double sink?
48. Storage—how much space for pantry items, pots, and utensils?
49. Ventilation—ducted hood, downdraft, or no ventilation?
50. Should you include a breakfast bar or eat-in area?



51. Deciding between a bathtub, a walk-in shower, or both.
52. Tile selection—ceramic, porcelain, or marble?
53. Vanity size and style—double or single sink?
54. Bathroom storage—do you need custom shelving or cabinets?
55. Choosing taps and fixtures—modern, vintage, or industrial?
56. Bathtub material—acrylic, cast iron, or stone?
57. Showerhead design—rainfall, handheld, or multi-jet?
58. Installing heated towel rails.
59. Plumbing—can you move the toilet, or is it fixed?
60. Mirrors—backlit, large, or statement piece?




61. Choosing the right paint colour for each room.
62. Deciding on paint finishes—matte, eggshell, or gloss?
63. Accent walls—should you add them or stick with a uniform colour scheme?
64. Deciding whether to paint the ceiling or leave it white.
65. Picking colours that flow from one room to another.
66. Ensuring that paint colours work with the lighting in the space.
67. Whether to hire a professional painter or DIY.
68. Dealing with potential painting errors—uneven coats, streaks, etc.
69. Deciding on trim and baseboard colour—do you contrast or match?
70. Repainting or stripping down old wooden doors.



71. Selecting door styles—French doors, sliding, or pocket doors?
72. Door material—wood, glass, metal?
73. Door hardware—brushed nickel, brass, or matte black?
74. Deciding on the size and type of windows—sash, casement, or tilt-turn?
75. Should you replace or refurbish existing windows?
76. Choosing double or triple glazing for energy efficiency.
77. Window frame materials—wood, aluminum, or uPVC?
78. Window treatments—curtains, blinds, or shutters?
79. Deciding whether to add more windows for natural light.
80. Installing screens for windows—fixed or removable?



81. Relocating plumbing for kitchens and bathrooms.
82. Deciding on water heater upgrades—tankless or traditional?
83. Installing a new boiler or upgrading the existing one.
84. Moving electrical outlets to new locations.
85. Adding under-cabinet lighting in the kitchen.
86. Upgrading the home's electrical panel to handle more load.
87. Choosing smart home features—lighting, thermostats, or security systems?
88. Ventilation—where do you place exhaust fans in bathrooms and kitchens?
89. Choosing the right type of radiator or underfloor heating system.
90. Installing additional circuit breakers for new appliances.



91. What style of furniture—modern, traditional, or eclectic?
92. Choosing between bespoke furniture or off-the-shelf.
93. Matching furniture with your chosen colour palette.
94. Deciding on the size and placement of furniture in each room.
95. Choosing upholstery fabric—leather, velvet, or cotton?
96. Artwork placement—how many pieces, and where do they go?
97. Rugs—what size, material, and pattern?
98. Accent pillows, throws, and cushions—coordinating them with the room.
99. Wall decor—do you install shelves, hang art, or go minimalist?
100. Choosing a cohesive look for the final touches—plants, vases, lighting.



GET IN TOUCH

YOU DON'T HAVE TO FACE IT ALONE!!

PHASEZERO DESIGN

WWW.BD-PHASE-ZERO.CO.UK

CONTACT@BD-PHASE-ZERO.CO.UK

02037937756 - 07449745698