

100 NECESSARY DECISIONS &

HOW TO AVOID THE STRESS

100 STRESSFUL DECISIONS HOMEOWNERS FACE WHEN RENOVATING,



PHASE ZERO

BUILDING A HOUSE OR UNDERTAKING A RENOVATION IS A DEMANDING AND STRESSFUL PROCESS. THAT'S WHY WE PROVIDE A COMPREHENSIVE CHECKLIST OF ESSENTIAL TASKS TO FOLLOW ON THE CONSTRUCTION SITE. WE HIGHLY RECOMMEND HIRING A PROFESSIONAL TO ENSURE EVERYTHING RUNS SMOOTHLY AND EFFICIENTLY.

INITIAL CHAOS



1. Setting a realistic budget.
2. Prioritizing which rooms to renovate first.
3. Deciding on a renovation timeline.
4. Researching and hiring contractors (how do you choose the right one?).
5. Applying for necessary permits and approvals.
6. Choosing between DIY or professional help.
7. Determining if you should live in or move out during renovations.
8. Coordinating schedules with contractors, electricians, plumbers, etc.
9. Preparing contingency plans for delays.
10. Understanding property regulations and limits.

STRUCTURAL DECISIONS

1. Whether to knock down walls for an open plan.
2. Moving or relocating load-bearing walls.
3. Adjusting ceiling height—do you raise it or leave it?
4. Reconfiguring plumbing for new bathrooms or kitchens.
5. Deciding on the location of new electrical outlets.
6. Adding or enlarging windows for natural light.
7. Choosing between wood, steel, or other materials for structural changes.
8. Deciding on new room layouts—are they practical?
9. Whether to extend the house or stay within the current footprint.
10. Making sure structural changes don't exceed the building code.



FLOORING HEADACHES

- 1.Choosing between hardwood, laminate, tile, or vinyl flooring.
- 2.Deciding on a flooring pattern–herringbone, straight lay, etc.
- 3.Matching the flooring with the rest of the design.
- 4.Installing underfloor heating–should you or shouldn't you?
- 5.Budgeting for floor installation costs.
- 6.Choosing a floor colour that won't date.
- 7.Ensuring durability–scratch-resistant or waterproof?
- 8.Refinishing existing floors vs. installing new ones.
- 9.Deciding on transition strips between rooms with different floors.
- 10.Adding area rugs or leaving floors bare.

LIGHTING NIGHTMARES

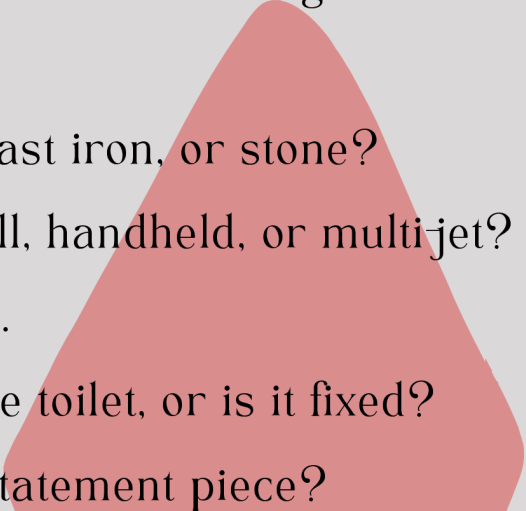
1. What type of lighting—pendant, recessed, track lighting, etc.?
2. The placement of each light—will you need an electrician to rewire?
3. Task lighting for kitchens, bathrooms, and offices.
4. Ambient lighting—does it create the right mood?
5. Installing dimmer switches—everywhere or just in certain rooms?
6. Choosing energy-efficient lighting—LED, halogen, or incandescent bulbs?
7. Adding accent lighting for artwork or architectural features.
8. Natural lighting—are your windows positioned for optimal daylight?
9. Deciding whether to add skylights for extra light.
10. Outdoor lighting—pathways, garden lights, or wall sconces?



KITCHEN DECISIONS

- 1.Choosing the layout—L-shape, U-shape, or galley?
- 2.Deciding on countertop material—quartz, granite, marble, or laminate?
- 3.Cabinets—stock, semi-custom, or fully custom?
- 4.Splashback material and design— tile, glass, or stone?
- 5.Kitchen island—how big? Does it overpower the space?
- 6.Appliances—stainless steel, black, or integrated?
- 7.Sink placement—undermount, farmhouse, or double sink?
- 8.Storage—how much space for pantry items, pots, and utensils?
- 9.Ventilation—ducted hood, downdraft, or no ventilation?
- 10.Should you include a breakfast bar or eat-in area?

BATHROOM BREAKDOWN

1. Deciding between a bathtub, a walk-in shower, or both.
 2. Tile selection—ceramic, porcelain, or marble?
 3. Vanity size and style—double or single sink?
 4. Bathroom storage—do you need custom shelving or cabinets?
 5. Choosing taps and fixtures—modern, vintage, or industrial?
 6. Bathtub material—acrylic, cast iron, or stone?
 7. Showerhead design—rainfall, handheld, or multi-jet?
 8. Installing heated towel rails.
 9. Plumbing—can you move the toilet, or is it fixed?
 10. Mirrors—backlit, large, or statement piece?
- 


PAINT PARALYSIS

- 1.Choosing the right paint colour for each room.
- 2.Deciding on paint finishes—matte, eggshell, or gloss?
- 3.Accent walls—should you add them or stick with a uniform colour scheme?
- 4.Deciding whether to paint the ceiling or leave it white.
- 5.Picking colours that flow from one room to another.
- 6.Ensuring that paint colours work with the lighting in the space.
- 7.Whether to hire a professional painter or DIY.
- 8.Dealing with potential painting errors—uneven coats, streaks, etc.
- 9.Deciding on trim and baseboard colour—do you contrast or match?
- 10.Repainting or stripping down old wooden doors.



DOORS & WINDOWS

1. Selecting door styles—French doors, sliding, or pocket doors?
2. Door material—wood, glass, metal?
3. Door hardware—brushed nickel, brass, or matte black?
4. Deciding on the size and type of windows—sash, casement, or tilt-turn?
5. Should you replace or refurbish existing windows?
6. Choosing double or triple glazing for energy efficiency.
7. Window frame materials—wood, aluminum, or uPVC?
8. Window treatments—curtains, blinds, or shutters?
9. Deciding whether to add more windows for natural light.
10. Installing screens for windows—fixed or removable?



PLUMBING & ELECTRICAL PUZZLES


1. Relocating plumbing for kitchens and bathrooms.
2. Deciding on water heater upgrades—tankless or traditional?
3. Installing a new boiler or upgrading the existing one.
4. Moving electrical outlets to new locations.
5. Adding under-cabinet lighting in the kitchen.
6. Upgrading the home's electrical panel to handle more load.
7. Choosing smart home features—lighting, thermostats, or security systems?
8. Ventilation—where do you place exhaust fans in bathrooms and kitchens?
9. Choosing the right type of radiator or underfloor heating system.
10. Installing additional circuit breakers for new appliances.



FURNITURE & DÉCOR DECISIONS

1. What style of furniture—modern, traditional, or eclectic?
2. Choosing between bespoke furniture or off-the-shelf.
3. Matching furniture with your chosen colour palette.
4. Deciding on the size and placement of furniture in each room.
5. Choosing upholstery fabric—leather, velvet, or cotton?
6. Artwork placement—how many pieces, and where do they go?
7. Rugs—what size, material, and pattern?
8. Accent pillows, throws, and cushions—coordinating them with the room.
9. Wall decor—do you install shelves, hang art, or go minimalist?
10. Choosing a cohesive look for the final touches—plants, vases, lighting.



IMPORTANT



D O N ' T P A N I C


Renovating a house is not easy; there are many mandatory steps to follow, and managing them without the support of a professional can be very worrying and stressful. That's why we provide a comprehensive checklist of essential tasks to follow on the construction site.

Contact us if you need any help with it.





CONTACT



133 CREEK ROAD, SE8 3BU

+44 (0) 2037937756 -

+44 (0) 7449745698

CONTACT@BD-PHASE-ZERO.CO.UK

